












Kidde and Peppa's Terrific Fire Safety Plan

Taking time to create and practice a fire safety plan with your family isn't just fun – it makes sure everyone knows what to do in an emergency so they can stay safe! Follow Kidde and Peppa's checklist to make the perfect plan today!

-  Make sure your home has smoke alarms. Push the test button to make sure each alarm is working.
-  Draw a map of your home interior. Show all doors and windows.
-  Visit each room. Find two ways out.
-  All windows and doors should open easily. You should be able to use them to get outside.
-  Pick a meeting place outside. It should be in front of your home. Everyone will meet at the meeting place.
-  Make sure your house or building number can be seen from the street.
-  Review your plan with everyone in your home.
-  Make sure everyone in your home knows how to dial 999 or your local emergency number.
-  Practice your home fire drill!





Test Your Home Safety Know-How with Kidde and Peppa

Ready to practice home fire safety with Peppa? In each bedroom, circle two alarms (hint: smoke alarm and carbon monoxide alarm), two different exits (hint: door and window) and a fire safety ladder. That way, just like Peppa, you and your family know the fire safety items to include in each bedroom in your home.

1






2





A Fire Safety Hunt? Best Fun Ever!

Peppa wants to make sure her family has everything they need to stay safe. Snort when you spot the differences between these two pictures – then circle each home fire safety item that you find.





Fire Station Coloring Page with Kidde and Peppa!

At the fire station, volunteer firefighters like Mummy Pig and Miss Rabbit are ready to help in case of emergency. Celebrate our fire safety heroes by coloring the picture.





Hooray for Fire Safety Helpers!

Kidde and Peppa's Fire Safety Custom Badge

Now that you know how to help keep your family safe, write your name on this badge and color it in to be a real fire safety helper – just like Peppa!

1. Color in the badge.
2. Write your name in the box.
3. Ask an adult to cut it out.
4. Wear it and squeal with excitement.

