

The VESDA-E VES is similar to the flagship VESDA-E VEP aspirating smoke detector but also includes a valve mechanism in the inlet manifold and software to control the airflow from the four Sectors (pipes). This configuration enables a single zone to be divided into four separate sectors, for example, distinguishing between separate aisles within a data room. The VES enables the user to locate the source of smoke by identifying the first sector to reach the Alert level. The detector then continues to sample from all sectors to monitor fire growth and will report separate alarm levels for each sector. The VES provides four individually configurable alarm levels (Alert, Action, Fire 1 and Fire 2) for each sector allowing optimum protection in a wide range of applications. Built on the Flair detection technology and years of application experience, VES detectors achieve consistent performance over their lifetime via absolute calibration. In addition, the VES delivers a range of revolutionary features that provide user value.



### How it Works

The VES draws air from all sectors in use. If the smoke level reaches the Adaptive Scan Threshold, the VES quickly scans each sector to identify which sector is carrying smoke. The first sector to reach the Alert level is designated as the First Alarm Sector (FAS) and this sector is signalled to the user. If two or more sectors reach the Alert level then, the sector with the highest smoke concentration is designated as the First Alarm Sector (FAS). Once Fast Scan is completed and the FAS identified, the VES continues to closely monitor all four sectors to track fire growth and maintain full protection of the area.

### Flair Detection Technology

Flair is the revolutionary detection chamber that forms the core of the VESDA-E VES, providing higher stability and increased longevity. Direct imaging of the sampled particles using a CMOS imager combined with multiple photo-diodes allows better detection and fewer nuisance alarms.

### The VES Display

The VES display Home page has a bar graph to indicate the smoke level and adaptive scan threshold. Fault icons are also included to indicate various fault conditions. When the adaptive scan threshold is exceeded the VES display automatically transitions to the Sector status page to indicate the smoke level and alarm level per sector. If alarms are configured as latched then alarm indication per sector will be retained until Reset is applied. The VES display can only return to the Home page under user control.

### Installation, Commissioning and Operation

VESDA-E VES is equipped with a powerful aspirator that enables the use of 560 m (1,837 ft) of total pipe length. Out of box operation is made possible with AutoConfig which allows airflow normalisation and AutoLearn Smoke and Flow to be initiated from within the detector. VES is fully supported by Xtralis VSC and ASPIRE software applications which facilitate ease of pipe network design, system commissioning and maintenance.

### VESDAnet™

VESDA devices communicate on VESDAnet which provides a robust bidirectional communication network allowing continued redundant operation even during single point wiring failures. VESDAnet enables primary reporting, centralized configuration, control, maintenance and monitoring.

### Ethernet connectivity

VESDA-E detectors offer connectivity to corporate networks via Ethernet, allowing for devices installed with Xtralis monitoring and configuration software to connect to the detector.

### Backward Compatibility

VESDA-E VES is compatible with existing VESDA installations. The detector occupies the same mounting footprint, pipe, conduit and electrical connector positioning as VESDA VLS. VES is also compatible with existing VESDAnet installations allowing monitoring of both VESDA-E and legacy detectors via the latest iVESDA application.

## Features

- Sector addressability for up to four sectors
- Adaptive scan threshold
- Flair detection technology delivers reliable very early warning in a wide range of environments with minimal nuisance alarms
- Multi stage filtration and optical protection with clean air barriers ensures lifetime detection performance
- Four configurable alarm levels per sector and a wide sensitivity range deliver optimum protection for the widest range of applications
- Intuitive LCD display provides instant status information for immediate response
- Flow fault thresholds per port accommodate varying airflow conditions
- Smart on-board filter retains dust count and remaining filter life for predictable maintenance
- Extensive event log (20,000 events) for event analysis and system diagnostics
- AutoLearn™ smoke and flow for reliable and rapid commissioning
- Backward compatible with VLS and VESDAnet
- Ethernet for connectivity with Xtralis software for configuration, secondary monitoring and maintenance

- USB for PC configuration, and firmware upgrade using a memory stick
- Two programmable GPIs (1 monitored) for flexible remote control
- Field replaceable sub-assemblies enable faster service and maximum uptime

### Listings / Approvals

- UL
- ULC
- CSFM
- ActivFire
- VdS
- EN 54-20, ISO 7240-20
  - Class A (40 holes / Fire 1 = 0.067% obs/m)
  - Class B (80 holes / Fire 1 = 0.085% obs/m)
  - Class C (100 holes / Fire 1 = 0.251% obs/m)

*Classification of any configuration is determined using ASPIRE.*

Regional approvals listings and regulatory compliance vary between product models. Refer to [www.xtralis.com](http://www.xtralis.com) for the latest product approvals matrix.

## Specifications

Supply Voltage	18-30 VDC (24 V Nominal)					
Power Consumption @ 24VDC	VES-A00-P			VES-A10-P		
Aspirator Setting	1	5	10	1	5	10
Power (Quiescent)	7.9 W	9.7 W	14.8 W	8.6 W	10.5 W	15.4 W
Power (In Alarm)	8.5 W	9.9 W	14.5 W	9.4 W	10.8 W	15.2 W
Dimensions (WHD)	350 mm x 225 mm x 135 mm (13.8 in x 8.9 in x 5.3 in)					
Weight	4.7 kg (10.4 lbs)			4.8 kg (10.6 lb)		
Operating Conditions	Ambient: 0°C to 39°C (32°F to 102°F) * Tested to (EN54-20): -10°C to 55°C (14°F to 131°F) Sampled Air: -20°C to 60°C (-4°F to 140°F) ** Humidity: 5% to 95% RH, non-condensing					
Area Coverage	2,000 m² (21,520 sq. ft)					
Min. airflow per pipe	20 l/m					
Pipe Length (Linear)	280 m (919 ft)***					
Pipe Length (Branched)	560 m (1,837 ft)***					
Pipe lengths depending on number of pipes in use	2 Pipes		3 Pipes		4 pipes	
	100 m (328 ft)		80 m (262 ft)		70 m (230 ft)	
No. of holes (A/B/C)	40/80/100***					
Computer design tool	ASPIRE					
Pipe	Inlet: External diameter 25 mm or 1.05 in (3/4 in IPS) Exhaust: External diameter 25 mm or 1.05 in (3/4 in IPS) via adaptor					
Relays	12 programmable relays (latching or non-latching states) Contacts rated 2 A @ 30 VDC (Resistive)					
IP rating	IP40					
Cable access	4 x 26 mm (1.02 in) cable entries					
Cable termination	Screw Terminal blocks 0.2–2.5 sq mm (24–14 AWG)					
Dynamic Range	0.000%/m to 32%/m (0.0000%/ft to 10%/ft)					
Sensitivity Range	0.005 to 20% obs/m (0.0016% to 6.25% obs/ft)					
Threshold setting range	Alert: 0.005% to 2.0% obs/m (0.0016% to 0.625% obs/ft) Action: 0.005% to 2.0% obs/m (0.0016% to 0.625% obs/ft) Fire1: 0.010% to 2.0% obs/m (0.0031% to 0.625% obs/ft) Fire2: 0.020% to 20.0% obs/m (0.0063% to 6.25% obs/ft)					
Software features	Event log: Up to 20,000 events Smoke level and alarm threshold levels, user actions, alarms and faults with time and date stamp AutoLearn: Detector learns Alarm Thresholds and Flow Fault thresholds by monitoring the environment.					

\* Product UL listed for use from 0°C to 38°C (32°F to 100°F).

\*\* Sampled Air temperature shall reach Detector Ambient temperature upon entry into Detector. Refer to Xtralis Design Guides &amp; Application Notes for sampled air pre-conditioning.

\*\*\* Subject to agency confirmation.

## Ordering Information

Ordering Code	Description
VES-A00-P	VESDA-E VES with LEDs, Plastic Enclosure
VES-A10-P	VESDA-E VES with 3.5" Display, Plastic Enclosure
VES-A00-P-NF	VESDA-E VES with LEDs, Plastic Enclosure - NF
VES-A10-P-NF	VESDA-E VES with 3.5" Display, Plastic Enclosure - NF
VKT-855	VESDA-E VES Demo Kit

## Spare Parts

VSP-955	VESDA-E VES Scanner Manifold Spare	VSP-963	VESDA-E Aspirator
VSP-960	VESDA-E Mounting Bracket	VSP-964-03	VESDA-E Smoke Detection Chamber-MK3
VSP-961	VESDA-E Exhaust adaptor US	VSP-965	VESDA-E Sampling Module
VSP-962	VESDA-E Filter	VSP-968	VESDA-E VES-A00-P Front Cover Plastic (LEDs)
VSP-962-20	VESDA-E Filter - 20 Pieces	VSP-969-S	VESDA-E VES-A10-P Front Cover Plastic (3.5" Display)








## 3.5" Display













Home Page



Sector Status Page




LED	Description
	Fire 2
	Fire 1
	Action
	Alert
	Disabled
	Fault
	Power

Home Page

Icon on Display	Description
	Smoke Level and Adaptive Scan Threshold
	Detector OK
	Detector Fault
	Aspirator Fault
	Airflow Fault
	Power Fault
	Filter Fault
	Smoke Chamber Fault
	VESDAnet Fault
	StaX Module Fault

Sector Status Page



Display Element	Description
	Sector Alarm Level
	Sector Smoke Level bargraph including alarm threshold indicators
	User-configured Sector Name

## Approvals Compliance

Please refer to the Product Guide for details regarding compliant design, installation and commissioning.